

Vertu™ TOUCH Procedure for Grain

See table below for consumable kit reorder number

- Warm up the strips to room temperature 20–25 °C (68–77 °F) for 20 minutes or longer before using.
- Do not open the strip pouch until ready to use the strip.

1

To calibrate the Vertu TOUCH reader:

- ▶ Scan the Zearala-V barcode for the sample type and lot of strips being use.

[Barcode remains stored in Vertu TOUCH reader for future use.]



5

While strip test develops, enter the sample ID into Vertu TOUCH reader.

- ▶ Fully insert the Zearala-V strip into the Vertu TOUCH (the round opening in first).
- ▶ Press [Start Measurement] key on touch screen to read result.



2

- ▶ Weigh 5 g ± 0.1 g finely ground sample into 50 mL Vertu PREP tube.
- ▶ Add 25 mL of AQUA Premix to Vertu PREP tube.
- ▶ Close the lid, shake briefly to suspend all sample into liquid



6

- ▶ Press [Print] to print the result.
- ▶ Press [Same Barcode] to run the next test using the same lot of strips.
- ▶ Press [Change Barcode] to change the method or lot of strips being used.




3

- ▶ Set Vertu PREP mixer timer for 30 seconds. Push down and twist to lock in place; the mixer will start and stop automatically.
- ▶ Pour the extract into a V-Filter with cup for no more than 5 minutes.



4

- ▶ Transfer 100 µL of filtered extract to the Zearala-V strip by dropping (~1 drop/second) vertically into the sample well.
- ▶ Start the timer and allow the strip to develop for exactly 5 minutes on a flat surface.



Strips should be stored at 2–8 °C (36–46 °F)
Store AQUA Premix at room temperature



Scan barcode to download the Strip Test Reference Guide

For additional information, please visit vicam.com/docs/vertu-strip-test-reference-guide

| Sample Type | Barcode* | Range/LOD | Reorder # |
|-------------|----------|-------------------|------------|
| Corn | A | 0–2 ppm/0.025 ppm | 176004976A |
| Wheat | B | 0–2 ppm/0.025 ppm | 176004976B |

Orders:
Tel: +1-877.228.4244
+1-417.725.6588
Email: orders@vicam.com

Technical Support:
Tel: +1.800.338.4381
+1.508.482.4935
Email: techservice@vicam.com

715007436 Rev A IH

©2024 Waters Corporation. Waters, Zearala-V, VICAM, and VERTU are trademarks of Waters Corporation.

Waters™ | VICAM™

www.vicam.com

Vertu™ TOUCH Procedure for Corn Oil

Consumable kit reorder number: 176004976C

- Warm up the strips to room temperature 20–25 °C (68–77 °F) for 20 minutes or longer before using.
- Do not open the strip pouch until ready to use the strip.

1

To calibrate the Vertu TOUCH reader:

- ▶ Scan the Zearala-V C barcode* for the lot of strips being used.

[Barcode remains stored in Vertu TOUCH reader for future use.]



5

While strip test develops, enter the sample ID into Vertu TOUCH reader.

- ▶ Fully insert the Zearala-V strip into the Vertu TOUCH (the round opening in first).
- ▶ Press [Start Measurement] key on touch screen to read result.



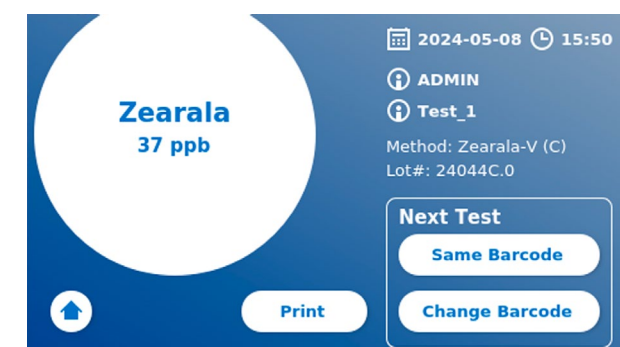
2

- ▶ Weigh 5 g ± 0.1 g oil sample in Vertu PREP tube.
- ▶ Add 10 mL of AQUA Premix to Vertu PREP tube.
- ▶ Close the lid.



6

- ▶ Press [Print] to print the result.
- ▶ Press [Same Barcode] to run the next test using the same lot of strips.
- ▶ Press [Change Barcode] to change the method or lot of strips being used.



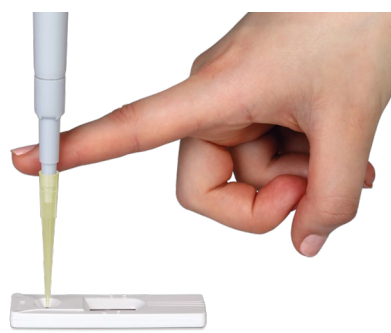
3

- ▶ Set Vertu PREP mixer timer for 30 seconds. Push down and twist to lock in place; the mixer will start and stop automatically.
- ▶ Pour the extract into a V-Filter with cup for no more than 5 minutes.



4

- ▶ Immediately after the filtration, transfer 100 µL of filtered extract from the bottom of the filter cup to the Zearala-V strip by dropping (~1 drop/second) vertically into the sample well.
- ▶ Start the timer and allow the strip to develop for exactly 5 minutes on a flat surface.



Scan barcode to download the Strip Test Reference Guide

For additional information, please visit vicam.com/docs/vertu-strip-test-reference-guide

Strips should be stored at 2–8 °C (36–46 °F)

Store AQUA Premix at room temperature

Barcode* C Range: 0– 2000 ppb (Limit of detection: 25 ppb).

Orders:
Tel: +1-877.228.4244
+1-417.725.6588
Email: orders@vicam.com

Technical Support:
Tel: +1.800.338.4381
+1.508.482.4935
Email: techservice@vicam.com

Waters™ | **VICAM™**

www.vicam.com

715007436 Rev A IH

©2024 Waters Corporation. Waters, Zearala-V, VICAM, and VERTU are trademarks of Waters Corporation.